



*Star Rollen*TM

STAR ROLLEN CASTORS & WHEELS



www.starrollen.com

CONTENTS

Company profile	2 - 3
Technical information	4
How to select the proper castor	5
How to determine our part number	6
Swivel Castors Series S21 ~ S41 Swivel Brake Castors Series B/S21 ~ B/S41 Rigid Castors Series F19 ~ F39	7
S21 ~ S41, B/S21 ~ B/S41, F19 ~ F39	8 - 10
SH21 ~ SH41, B/SH21 ~ B/SH41	11 - 13
SS21 ~ SS41, B/SS21 ~ B/SS41	14 - 16
ST21 ~ ST41, B/ST21 ~ B/ST41	17 - 19
S41, B/S41, F39	20 - 22
SH41, B/SH41	23 - 25
SS41, BSS41	25 - 27
ST41, B/ST41	28 - 30
Swivel Castors Series S61 Swivel Brake Castors Series B/S61 Rigid Castors Series F89 ~ F99	31
S61, B/S61, F99	32 - 34
SH61, B/SH61, F89	35 - 37
SS61, B/SS61, F89	38 - 40
ST61, B/ST61, F89	41 - 43
S81, B/S81, S111, F79	44
Standard wheels	45 - 48



Our management team has a wide and rich experience in the castors and wheels industry.

We supply high quality castor and wheels for the local and international markets such as Europe, Middle East, Asia and Pacific Region.

Our well trained R&D personnel (from Germany) state of the art production machinery and testing equipments guarantees our products are of the highest quality.

With strong in-house designers, stringent quality control, on time delivery, our commitment to supply the highest quality castors and wheels have earned "STAR ROLLEN" a reputation in this industry.

Established in 1998, STAR ROLLEN's team of experienced personnel with more than two decades of experience in the castors and wheels industry, our motto "Ensuring Our Best Services To Customers At All Times" had enable us to carve a niche in this industry.

STAR ROLLEN supplies castors and wheels of excellent quality and functionality at very competitive prices and many different series.

We welcomed orders to customer's requirement. Our in-house designers will cater to your needs.

STAR ROLLEN currently have more than a thousand models of castors and wheels for your selection.






Quality Inspection

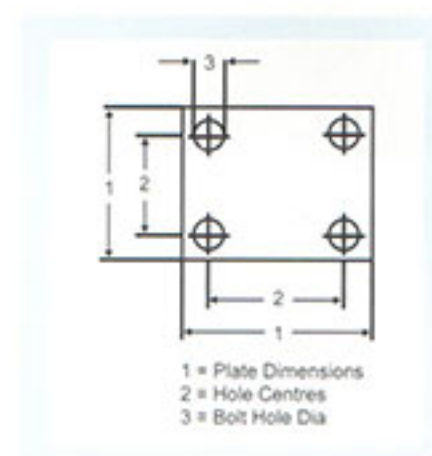
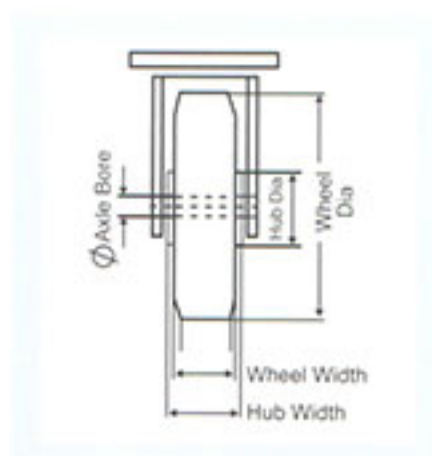
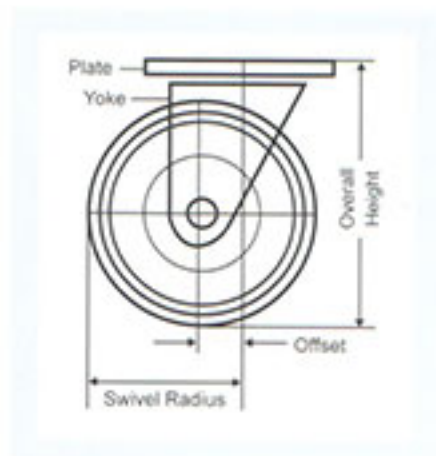
RAL -RG 607/10 / DIN EN 12527 to 12532

According to the quality and inspection conditions; RAL-RG 607/10, castors must among other things be fully functional to the following test:

500 obstacles of 5% (2.5%) of the wheel diameter are traversed in a straight line at a speed of 4km/h.

The test run is 15,000X wheel circumference. During this, a swivel castor, irrespective of its wheel diameter, must complete up to 4.700 swivel motions under its rated load without failure





Castors Off Set (Swivel Radius)

Swivel Radius = Off set plus radius of wheel

Normally bigger swivel radius are better in manoeuvrability but lower load capacity in comparing smaller swivel radius castor under the same type of wheels & castors constructions.

Properties of wheel material

TYRE MATERIALS	NATURAL RUBBER	NATURAL SOFT RUBBER	PU	PLASTIC PP/ NYLON
Hardness Shore A	80	70	90	>95
Elasticity	moderate	super	good	fair
Compression Strain	moderate	moderate	super	fair
Wear resistance	moderate	good	super	good
Weather Resistance	moderate	moderate	super	good
Oil Resistance	fair	fair	super	super
Gasoline Resistance	no good	no good	good	good
Chemical Resistance	no good	no good	good	good
Starting Resistance	moderate	moderate	super	good

Bearings



Plain Bearing (G)

For less frequent use or wet applications, best value for money, corrosion resistant.



Flange Bearing (F)

Light running bearing, especially suitable for apparatus castors.



Ball Bearing (B)

Meets the highest demands of load bearing capacity and rolling and resistance, especially suitable for heavy duty castors.



Roller Bearing (R)

Rolling resistance relatively low even with the highest loads, rugged, robust and largely maintenance - free.

How to select the proper castor



1 Determine the load capacity per castor.

The load capacity figures given in the catalogue are maximum values under ideal conditions of use, with progressive speeds (max.4km/hr) on flat and level floors. The minimum load capacity per castor is calculated as the sum of the weight of the carrier plus the maximum added load divided by 3.

$$\text{Load Capacity} = \frac{\text{Weight of carrier} + \text{Additional Load}}{3}$$

However, if the castors are to be subjected to unusual shock or impact or uneven floors, then the next greater castor capacity is advised.

2 Determine the type of wheel best suitable for your applications.

Wheel Material : For applications include exposure to oils, grease, acid solution and other unusual environmental conditions.

Wheel Hardness : Hard tread wheels normally require less starting force, advantages are higher load capacity. Soft Wheels roll easier over obstruction, provide better floor protection, shock absorption and traction.

Wheel Diameter : Large wheel roll easier, is more manoeuvrable, can overcome obstruction and floor ruts easier than smaller diameter wheel.

3 Determine the type of fitting which best suitable for your application.

THE FEW (European Federation of Handling Industries) recommends several types of fixation of castor.

Plate Fitting : Plate type fitting normally mounted on flat surface.

Bolt Hole Fitting : Hollow attachment allowing fitting by bolt and nut.

Stem Fitting : Solid or threaded for fitting into tubes.



4 Determine type of bearing.

Ball Bearing : Low noise, meets highest demands of load capacity, especially suitable for heavy duty castor.

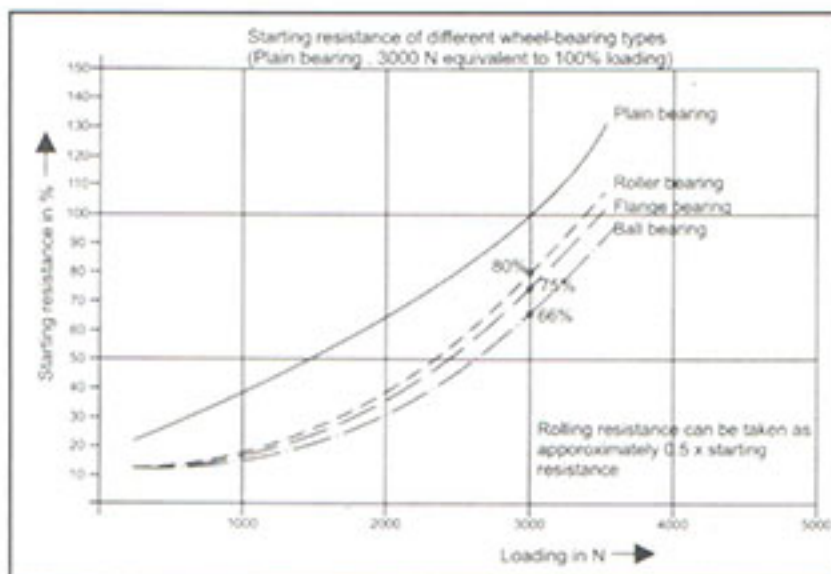
Roller Bearing : Robust and maintenance free, rolling resistance low even with heaviest load.

Plain Bearing : Value for money, suitable for outdoor usage.

Flange Bearing : Light running bearing, low noise especially suitable for apparatus castors.

Starting / Rolling resistance

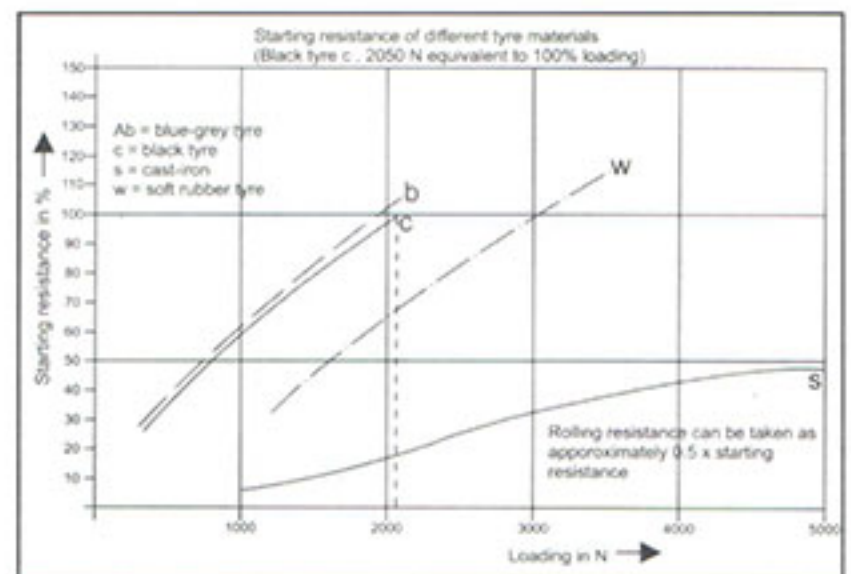
Floor condition, overall weight of the equipment, type of tyres, and type of bearing construction all affect the starting and rolling resistance, and thus have an effect on the manoeuvrability of the equipment. Below you will find comparative data on the starting resistances of different types of wheels / tyres and types of bearings relative to loading. The data is based on tests with the more popular wheel diameters.



Starting resistance of the different wheel bearing types*

- F : Flange bearing
- G : Plain bearing
- R : Roller bearing
- B : Ball bearing

Bearing type G, a loading of 3000 N is equivalent to 100% loading.



Starting resistance of the different tyre materials*

- b : blue-grey tyres
- c : black tyres
- e : elastic tyres
- w : soft rubber tyres

Tyre quality c, a loading of 2050 N is equivalent to 100% loading.

* Rolling resistance approximates to 50% of starting resistance.

Defining Loading Capacity



In order to determine the required load capacity, the dead weight of the transport unit, the maximum additional load and the number of wheels and castors to be used must be known.

The required load capacity of a wheel or castor can be defined as follows:

$$T = \frac{E+Z}{n} \times S$$

T = Required load capacity of the wheel or castor
 E = Dead weight of the transport unit
 Z = Maximum additional load
 n = Number of wheels or castors used
 S = Safety factor

The safety factor S reflects the deviation from the standard application conditions (even floor, walking speed, load must act equally on all wheels or castors, straight traveling, ambient temperature between +15°C and +28°C). As these standard conditions are rarely given, the safety factor S must be considered when determining the required load capacity. Depending on the existing conditions, this factor should have a value between 1.3 and 2.0.

Star Rollen apparatus castors and wheels

Star Rollen apparatus castors and wheels are tested on a rotating test bench in acc. with DIN EN 12527 ~ 12533 and RAL RG 607/10

- 3 km/h
- Temperature between +15°C and +28°C
- Hard horizontal surface with obstacles of the following height: 5% of the wheel diameter for wheels with soft tread (hardness <90° shore A) 2.5% of the wheel diameter for wheels with hard tread (hardness ≥90° shore A)
- Travel distance 15,000 x wheel circumference.

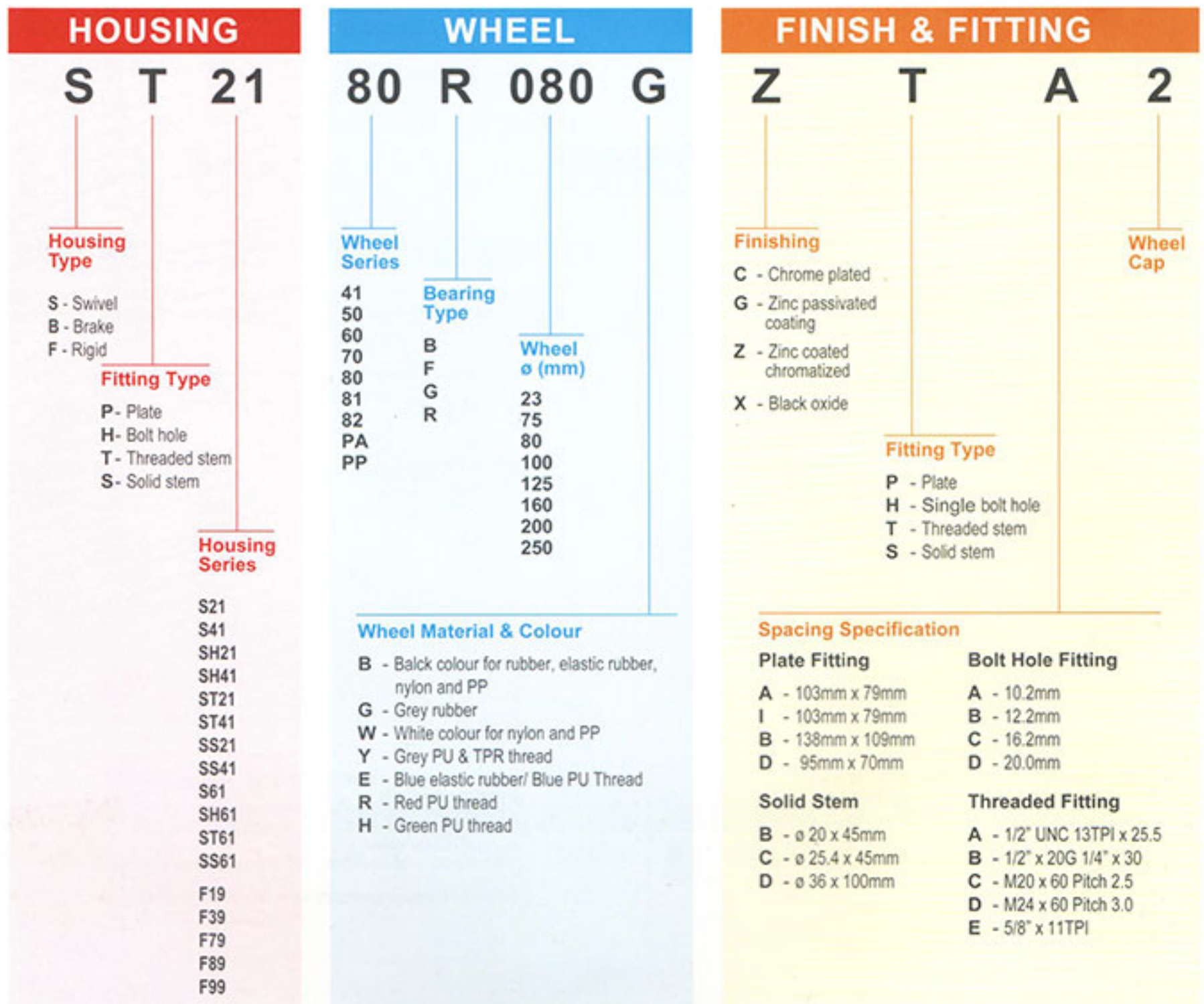
Speeds higher than 4 km/h with a reduced load capacity are possible for wheels and castors with a wheel diameter of 150mm or larger and ball bearing. If a wheel or a fixed castor (not a swivel castor) is mainly exposed to static loads, a load capacity increase of 23% can be assumed. With long endurance times under high loads, the danger of tread flattening must be considered. Additional loads (overload) caused by impact or falls, uneven floors, high speeds, shearing forces, extreme temperatures and high chemical strains must be considered when selecting the wheels and castors.

Star Rollen castors and wheels for transport equipment

Star Rollen apparatus castors and wheels are tested on a rotating test bench in acc. with DIN EN 12527 ~ 12533 and RAL RG 607/10

- 4 km/h
- Temperature between +15°C and +28°C
- Hard horizontal surface with obstacles of the following height: 5% of the wheel diameter for wheels with soft tread (hardness <90° shore A) 2.5% of the wheel diameter for wheels with hard tread (hardness ≥90° shore A)
- Travel distance 15,000 x wheel circumference.

How to determine our part number





Swivel Castor Series

S21 ~ S41

Swivel Brake Castor Series

B/S21 ~ B/S41

Rigid Castor Series

F19 ~ F39

General application and universal transport castors

Usage

Material Handling, Roll Containers, Waste Containers, Trucks, Push Carts And Trolleys.

Product features

- Double ball race swivel head for good maneuverability.
- Heavy duty king pin, precision steel ball, robust sheet construction.
- High load capacity 50 to 160kg per castor.
- Variety of fittings and wheels are available.
- Equipped with total lock brake.
- Variety fittings are available.



Load Testing

Load test carried out 1 .A. W RAL - RG607-10

Type of Brakes

- B/S21
- B/S41



B/S21 Brake System



B/S41 Brake System

Selection of Wheels



Wheel Series 70R



Wheel Series 80R



Wheel Series PAR



Wheel Series PPR



Wheel Series 50F



Wheel Series 60F



Wheel Series 81F



Wheel Series 82F



Wheel Series 41R



**Swivel Castor Series
Swivel Brake Castor Series
Rigid Castor Series**

**S21 ~ S41
B/S21 ~ B/S41
F19 ~ F39**

Fitted with Wheel Series 80R
Available in black and grey Rubber

PART NUMBER	Wheel Diameter	Wheel Width	Overall Height	Off Set	Plate Size	Spacing Hole	Bolt Size	Load Capacity	Unit Price
S21 80R080B ZPA	80	25	107	34	103 x 79	72 x 52 / 80 x 60	9	50 kg	
S21 80R100B ZPA	100	30	128	34	103 x 79	72 x 52 / 80 x 60	9	70 kg	
S21 80R125B ZPA	125	30	152	32	103 x 79	72 x 52 / 80 x 60	9	100 kg	
S41 80R125B ZPI	125	37.5	158	38	103 x 79	80 x 56 / 60	9	125 kg	



PART NUMBER	Wheel Diameter	Wheel Width	Overall Height	Off Set	Plate Size	Spacing Hole	Bolt Size	Load Capacity	Unit Price
B/S21 80R080B ZPA	80	25	107	34	103 x 79	72 x 52 / 80 x 60	9	50 kg	
B/S21 80R100B ZPA	100	30	128	34	103 x 79	72 x 52 / 80 x 60	9	70 kg	
B/S21 80R125B ZPA	125	30	152	32	103 x 79	72 x 52 / 80 x 60	9	100 kg	
B/S41 80R125B ZPI	125	37.5	158	38	103 x 79	80 x 56 / 60	9	125 kg	



PART NUMBER	Wheel Diameter	Wheel Width	Overall Height	Off Set	Plate Size	Spacing Hole	Bolt Size	Load Capacity	Unit Price
F19 80R080B ZPA	80	25	107	-	104 x 85	72 x 52 / 80 x 60	9	50 kg	
F19 80R100B ZPA	100	30	128	-	104 x 85	72 x 52 / 80 x 60	9	70 kg	
F19 80R125B ZPA	125	30	152	-	104 x 85	72 x 52 / 80 x 60	9	100 kg	
F39 80R125B ZPI	125	37.5	158	-	104 x 85	80 x 56 / 60	9	125 kg	



**Swivel Castor Series
Swivel Brake Castor Series
Rigid Castor Series**

**S21 ~ S41
B/S21 ~ B/S41
F19 ~ F39**

Fitted with Wheel Series 70R
Available in black and grey Rubber

PART NUMBER	Wheel Diameter	Wheel Width	Overall Height	Off Set	Plate Size	Spacing Hole	Bolt Size	Load Capacity	Unit Price
S21 70R080G ZPA	80	30	107	34	103 x 79	72 x 52 / 80 x 60	9	50 kg	
S21 70R100G ZPA	100	30	128	34	103 x 79	72 x 52 / 80 x 60	9	70 kg	
S21 70R125G ZPA	125	30	152	32	103 x 79	72 x 52 / 80 x 60	9	100 kg	
S41 70R125G ZPI	125	37.5	158	38	103 x 79	80 x 56 / 60	9	125 kg	



PART NUMBER	Wheel Diameter	Wheel Width	Overall Height	Off Set	Plate Size	Spacing Hole	Bolt Size	Load Capacity	Unit Price
B/S21 70R080G ZPA	80	30	107	34	103 x 79	72 x 52 / 80 x 60	9	50 kg	
B/S21 70R100G ZPA	100	30	128	34	103 x 79	72 x 52 / 80 x 60	9	70 kg	
B/S21 70R125G ZPA	125	30	152	32	103 x 79	72 x 52 / 80 x 60	9	100 kg	
B/S41 70R125G ZPI	125	37.5	158	38	103 x 79	80 x 56 / 60	9	125 kg	



PART NUMBER	Wheel Diameter	Wheel Width	Overall Height	Off Set	Plate Size	Spacing Hole	Bolt Size	Load Capacity	Unit Price
F19 70R080G ZPA	80	30	107	-	104 x 85	72 x 52 / 80 x 60	9	50 kg	
F19 70R100G ZPA	100	30	128	-	104 x 85	72 x 52 / 80 x 60	9	70 kg	
F19 70R125G ZPA	125	30	152	-	104 x 85	72 x 52 / 80 x 60	9	100 kg	
F39 70R125G ZPI	125	37.5	158	-	104 x 85	80 x 56 / 60	9	125 kg	



**Swivel Castor Series
Swivel Brake Castor Series
Rigid Castor Series**

**S21 ~ S41
B/S21 ~ B/S41
F19 ~ F39**

Fitted with Wheel Series PAR
Available in black and white PA

PART NUMBER	Wheel Diameter	Wheel Width	Overall Height	Off Set	Plate Size	Spacing Hole	Bolt Size	Load Capacity	Unit Price
S21 PAR080W ZPA	80	35	107	34	103 x 79	72 x 52 / 80 x 60	9	100 kg	
S21 PAR100W ZPA	100	35	128	34	103 x 79	72 x 52 / 80 x 60	9	125 kg	
S21 PAR125W ZPA	125	32	152	32	103 x 79	72 x 52 / 80 x 60	9	125 kg	
S41 PAR125W ZPI	125	40	158	38	103 x 79	80 x 56 / 60	9	150 kg	



PART NUMBER	Wheel Diameter	Wheel Width	Overall Height	Off Set	Plate Size	Spacing Hole	Bolt Size	Load Capacity	Unit Price
B/S21 PAR080W ZPA	80	35	107	34	103 x 79	72 x 52 / 80 x 60	9	100 kg	
B/S21 PAR100W ZPA	100	35	128	34	103 x 79	72 x 52 / 80 x 60	9	125 kg	
B/S21 PAR125W ZPA	125	32	152	32	103 x 79	72 x 52 / 80 x 60	9	125 kg	
B/S41 PAR125W ZPI	125	40	158	38	103 x 79	80 x 56 / 60	9	150 kg	



PART NUMBER	Wheel Diameter	Wheel Width	Overall Height	Off Set	Plate Size	Spacing Hole	Bolt Size	Load Capacity	Unit Price
F19 PAR080W ZPA	80	35	107	-	104 x 85	72 x 52 / 80 x 60	9	100 kg	
F19 PAR100W ZPA	100	35	128	-	104 x 85	72 x 52 / 80 x 60	9	125 kg	
F19 PAR125W ZPA	125	32	152	-	104 x 85	72 x 52 / 80 x 60	9	125 kg	
F39 PAR125W ZPI	125	40	158	-	104 x 85	80 x 56 / 60	9	150 kg	



**Swivel Castor Series
Swivel Brake Castor Series
Rigid Castor Series**

**S21
B/S21
F19**

Fitted with Wheel Series 50F
Available in grey TPR

PART NUMBER	Wheel Diameter	Wheel Width	Overall Height	Off Set	Plate Size	Spacing Hole	Bolt Size	Load Capacity	Unit Price
S21 50F080Y ZPA	80	31	107	34	103 x 79	72 x 52 / 80 x 60	9	90 kg	
S21 50F100Y ZPA	100	31	128	34	103 x 79	72 x 52 / 80 x 60	9	100 kg	
S21 50F125Y ZPA	125	31	152	32	103 x 79	72 x 52 / 80 x 60	9	120 kg	



PART NUMBER	Wheel Diameter	Wheel Width	Overall Height	Off Set	Plate Size	Spacing Hole	Bolt Size	Load Capacity	Unit Price
B/S21 50F080Y ZPA	80	31	107	34	103 x 79	72 x 52 / 80 x 60	9	90 kg	
B/S21 50F100Y ZPA	100	31	128	34	103 x 79	72 x 52 / 80 x 60	9	100 kg	
B/S21 50F125Y ZPA	125	31	152	32	103 x 79	72 x 52 / 80 x 60	9	120 kg	



PART NUMBER	Wheel Diameter	Wheel Width	Overall Height	Off Set	Plate Size	Spacing Hole	Bolt Size	Load Capacity	Unit Price
F19 50F080Y ZPA	80	31	107	-	104 x 85	72 x 52 / 80 x 60	9	90 kg	
F19 50F100Y ZPA	100	31	128	-	104 x 85	72 x 52 / 80 x 60	9	100 kg	
F19 50F125Y ZPA	125	31	152	-	104 x 85	72 x 52 / 80 x 60	9	120 kg	





Swivel Castor Series
Swivel Brake Castor Series
Rigid Castor Series

S21
B/S21
F19

Fitted with Wheel Series 60F
Available in grey and red PU

PART NUMBER	Wheel Diameter	Wheel Width	Overall Height	Off Set	Plate Size	Spacing Hole	Bolt Size	Load Capacity	Unit Price
S21 60F080Y ZPA	80	31	107	34	103 x 79	72 x 52 / 80 x 60	9	100 kg	
S21 60F100Y ZPA	100	31	128	34	103 x 79	72 x 52 / 80 x 60	9	120 kg	
S21 60F125Y ZPA	125	31	152	32	103 x 79	72 x 52 / 80 x 60	9	150 kg	



PART NUMBER	Wheel Diameter	Wheel Width	Overall Height	Off Set	Plate Size	Spacing Hole	Bolt Size	Load Capacity	Unit Price
B/S21 60F080Y ZPA	80	31	107	34	103 x 79	72 x 52 / 80 x 60	9	100 kg	
B/S21 60F100Y ZPA	100	31	128	34	103 x 79	72 x 52 / 80 x 60	9	120 kg	
B/S21 60F125Y ZPA	125	31	152	32	103 x 79	72 x 52 / 80 x 60	9	150 kg	



PART NUMBER	Wheel Diameter	Wheel Width	Overall Height	Off Set	Plate Size	Spacing Hole	Bolt Size	Load Capacity	Unit Price
F19 60F080Y ZPA	80	31	107	-	104 x 85	72 x 52 / 80 x 60	9	100 kg	
F19 60F100Y ZPA	100	31	128	-	104 x 85	72 x 52 / 80 x 60	9	120 kg	
F19 60F125Y ZPA	125	31	152	-	104 x 85	72 x 52 / 80 x 60	9	150 kg	



Swivel Castor Series
Swivel Brake Castor Series
Rigid Castor Series

S21
B/S21
F19

Fitted with Wheel Series 41R
Available in blue and grey Elastic Rubber

PART NUMBER	Wheel Diameter	Wheel Width	Overall Height	Off Set	Plate Size	Spacing Hole	Bolt Size	Load Capacity	Unit Price
S21 41R100E ZPA	100	32	128	34	103 x 79	72 x 52 / 80 x 60	9	100 kg	
S21 41R125E ZPA	125	32	152	32	103 x 79	72 x 52 / 80 x 60	9	130 kg	



PART NUMBER	Wheel Diameter	Wheel Width	Overall Height	Off Set	Plate Size	Spacing Hole	Bolt Size	Load Capacity	Unit Price
B/S21 41R100E ZPA	100	32	128	34	103 x 79	72 x 52 / 80 x 60	9	100 kg	
B/S21 41R125E ZPA	125	32	152	32	103 x 79	72 x 52 / 80 x 60	9	130 kg	



PART NUMBER	Wheel Diameter	Wheel Width	Overall Height	Off Set	Plate Size	Spacing Hole	Bolt Size	Load Capacity	Unit Price
F19 41R100E ZPA	100	32	128	-	104 x 85	72 x 52 / 80 x 60	9	100 kg	
F19 41R125E ZPA	125	32	152	-	104 x 85	72 x 52 / 80 x 60	9	130 kg	



Swivel Castor Series SH21 ~ SH41
Swivel Brake Castor Series B/SH21 ~ B/SH41

Fitted with Wheel Series 80R
Available in black and grey Rubber

PART NUMBER	Wheel Diameter	Wheel Width	Overall Height	Off Set	Fitting Hole	Load Capacity	Unit Price
SH21 80R080B ZHB	80	25	107	34	12.2	50 kg	
SH21 80R100B ZHB	100	30	128	34	12.2	70 kg	
SH21 80R125B ZHB	125	30	152	32	12.2	100 kg	
SH41 80R125B ZHB	125	37.5	158	38	12.2	125 kg	



PART NUMBER	Wheel Diameter	Wheel Width	Overall Height	Off Set	Fitting Hole	Load Capacity	Unit Price
B/SH21 80R080B ZHB	80	25	107	34	12.2	50 kg	
B/SH21 80R100B ZHB	100	30	128	34	12.2	70 kg	
B/SH21 80R125B ZHB	125	30	152	32	12.2	100 kg	
B/SH41 80R125B ZHB	125	37.5	158	38	12.2	125 kg	



Swivel Castor Series SH21 ~ SH41
Swivel Brake Castor Series B/SH21 ~ B/SH41

Fitted with Wheel Series 70R
Available in black and grey Rubber

PART NUMBER	Wheel Diameter	Wheel Width	Overall Height	Off Set	Fitting Hole	Load Capacity	Unit Price
SH21 70R080G ZHB	80	30	107	34	12.2	50 kg	
SH21 70R100G ZHB	100	30	128	34	12.2	70 kg	
SH21 70R125G ZHB	125	30	152	32	12.2	100 kg	
SH41 70R125G ZHB	125	37.5	158	38	12.2	125 kg	



PART NUMBER	Wheel Diameter	Wheel Width	Overall Height	Off Set	Fitting Hole	Load Capacity	Unit Price
B/SH21 70R080G ZHB	80	30	107	34	12.2	50 kg	
B/SH21 70R100G ZHB	100	30	128	34	12.2	70 kg	
B/SH21 70R125G ZHB	125	30	152	32	12.2	100 kg	
B/SH41 70R125G ZHB	125	37.5	158	38	12.2	125 kg	



PART NUMBER	Wheel Diameter	Wheel Width	Overall Height	Off Set	Fitting Hole	Load Capacity	Unit Price
SH21 PAR080W ZHB	80	35	107	34	12.2	100 kg	
SH21 PAR100W ZHB	100	35	128	34	12.2	125 kg	
SH21 PAR125W ZHB	125	32	152	32	12.2	125 kg	
SH41 PAR125W ZHB	125	40	158	38	12.2	150 kg	



PART NUMBER	Wheel Diameter	Wheel Width	Overall Height	Off Set	Fitting Hole	Load Capacity	Unit Price
B/SH21 PAR080W ZHB	80	35	107	34	12.2	100 kg	
B/SH21 PAR100W ZHB	100	35	128	34	12.2	125 kg	
B/SH21 PAR125W ZHB	125	32	152	32	12.2	125 kg	
B/SH41 PAR125W ZHB	125	40	158	38	12.2	150 kg	



Swivel Castor Series SH21
Swivel Brake Castor Series B/SH21

Fitted with Wheel Series 50F
Available in grey TPR

PART NUMBER	Wheel Diameter	Wheel Width	Overall Height	Off Set	Fitting Hole	Load Capacity	Unit Price
SH21 50F080Y ZHB	80	31	107	34	12.2	90 kg	
SH21 50F100Y ZHB	100	31	128	34	12.2	100 kg	
SH21 50F125Y ZHB	125	31	152	32	12.2	120 kg	



PART NUMBER	Wheel Diameter	Wheel Width	Overall Height	Off Set	Fitting Hole	Load Capacity	Unit Price
B/SH21 50F080Y ZHB	80	31	107	34	12.2	90 kg	
B/SH21 50F100Y ZHB	100	31	128	34	12.2	100 kg	
B/SH21 50F125Y ZHB	125	31	152	32	12.2	120 kg	



PART NUMBER	Wheel Diameter	Wheel Width	Overall Height	Off Set	Fitting Hole	Load Capacity	Unit Price
SH21 60F080Y ZHB	80	31	107	34	12.2	100 kg	
SH21 60F100Y ZHB	100	31	128	34	12.2	120 kg	
SH21 60F125Y ZHB	125	31	152	32	12.2	150 kg	



PART NUMBER	Wheel Diameter	Wheel Width	Overall Height	Off Set	Fitting Hole	Load Capacity	Unit Price
B/SH21 60F080Y ZHB	80	31	107	34	12.2	100 kg	
B/SH21 60F100Y ZHB	100	31	128	34	12.2	120 kg	
B/SH21 60F125Y ZHB	125	31	152	32	12.2	150 kg	



PART NUMBER	Wheel Diameter	Wheel Width	Overall Height	Off Set	Fitting Hole	Load Capacity	Unit Price
SH21 41R100E ZHB	100	32	128	34	12.2	100 kg	
SH21 41R125E ZHB	125	32	152	32	12.2	130 kg	



PART NUMBER	Wheel Diameter	Wheel Width	Overall Height	Off Set	Fitting Hole	Load Capacity	Unit Price
B/SH21 41R100E ZHB	100	32	128	34	12.2	100 kg	
B/SH21 41R125E ZHB	125	32	152	32	12.2	130 kg	





Swivel Castor Series SS21 ~ SS41
Swivel Brake Castor Series B/SS21 ~ B/SS41

Fitted with Wheel Series 80R
Available in black and grey Rubber

PART NUMBER	Wheel Diameter	Wheel Width	Overall Height	Off Set	Fitting Type	Load Capacity	Unit Price
SS21 80R080B ZSB	80	25	107	34	Ø20 x 45	50 kg	
SS21 80R100B ZSB	100	30	128	34	Ø20 x 45	70 kg	
SS21 80R125B ZSB	125	30	152	32	Ø20 x 45	100 kg	
SS41 80R125B ZSB	125	37.5	158	38	Ø20 x 45	125 kg	



PART NUMBER	Wheel Diameter	Wheel Width	Overall Height	Off Set	Fitting Type	Load Capacity	Unit Price
B/SS21 80R080B ZSB	80	25	107	34	Ø20 x 45	50 kg	
B/SS21 80R100B ZSB	100	30	128	34	Ø20 x 45	70 kg	
B/SS21 80R125B ZSB	125	30	152	32	Ø20 x 45	100 kg	
B/SS41 80R125B ZSB	125	37.5	158	38	Ø20 x 45	125 kg	



Swivel Castor Series SS21 ~ SS41
Swivel Brake Castor Series B/SS21 ~ B/SS41

Fitted with Wheel Series 70R
Available in black and grey Rubber

PART NUMBER	Wheel Diameter	Wheel Width	Overall Height	Off Set	Fitting Type	Load Capacity	Unit Price
SS21 70R080G ZSB	80	30	107	34	Ø20 x 45	50 kg	
SS21 70R100G ZSB	100	30	128	34	Ø20 x 45	70 kg	
SS21 70R125G ZSB	125	30	152	32	Ø20 x 45	100 kg	
SS41 70R125G ZSB	125	37.5	158	38	Ø20 x 45	125 kg	



PART NUMBER	Wheel Diameter	Wheel Width	Overall Height	Off Set	Fitting Type	Load Capacity	Unit Price
B/SS21 70R080G ZSB	80	25	107	34	Ø20 x 45	50 kg	
B/SS21 70R100G ZSB	100	30	128	34	Ø20 x 45	70 kg	
B/SS21 70R125G ZSB	125	30	152	32	Ø20 x 45	100 kg	
B/SS41 70R125G ZSB	125	37.5	158	38	Ø20 x 45	125 kg	



PART NUMBER	Wheel Diameter	Wheel Width	Overall Height	Off Set	Fitting Type	Load Capacity	Unit Price
SS21 PAR080W ZSB	80	35	107	34	Ø20 x 45	100 kg	
SS21 PAR100W ZSB	100	35	128	34	Ø20 x 45	125 kg	
SS21 PAR125W ZSB	125	32	152	32	Ø20 x 45	125 kg	
SS41 PAR125W ZSB	125	40	158	38	Ø20 x 45	150 kg	



PART NUMBER	Wheel Diameter	Wheel Width	Overall Height	Off Set	Fitting Type	Load Capacity	Unit Price
B/SS21 PAR080W ZSB	80	35	107	34	Ø20 x 45	100 kg	
B/SS21 PAR100W ZSB	100	35	128	34	Ø20 x 45	125 kg	
B/SS21 PAR125W ZSB	125	32	152	32	Ø20 x 45	125 kg	
B/SS41 PAR125W ZSB	125	40	158	38	Ø20 x 45	150 kg	



PART NUMBER	Wheel Diameter	Wheel Width	Overall Height	Off Set	Fitting Type	Load Capacity	Unit Price
SS21 50F080Y ZSB	80	31	107	34	Ø20 x 45	90 kg	
SS21 50F100Y ZSB	100	31	128	34	Ø20 x 45	100 kg	
SS21 50F125Y ZSB	125	31	152	32	Ø20 x 45	120 kg	



PART NUMBER	Wheel Diameter	Wheel Width	Overall Height	Off Set	Fitting Type	Load Capacity	Unit Price
B/SS21 50F080Y ZSB	80	31	107	34	Ø20 x 45	90 kg	
B/SS21 50F100Y ZSB	100	31	128	34	Ø20 x 45	100 kg	
B/SS21 50F125Y ZSB	125	31	152	32	Ø20 x 45	120 kg	





Swivel Castor Series SS21
Swivel Brake Castor Series B/SS21

Fitted with Wheel Series 60F
Available in red and grey PU

PART NUMBER	Wheel Diameter	Wheel Width	Overall Height	Off Set	Fitting Type	Load Capacity	Unit Price
SS21 60F080Y ZSB	80	31	107	34	Ø20 x 45	100 kg	
SS21 60F100Y ZSB	100	31	128	34	Ø20 x 45	120 kg	
SS21 60F125Y ZSB	125	31	152	32	Ø20 x 45	150 kg	



PART NUMBER	Wheel Diameter	Wheel Width	Overall Height	Off Set	Fitting Type	Load Capacity	Unit Price
B/SS21 60F080Y ZSB	80	31	107	34	Ø20 x 45	100 kg	
B/SS21 60F100Y ZSB	100	31	128	34	Ø20 x 45	120 kg	
B/SS21 60F125Y ZSB	125	31	152	32	Ø20 x 45	150 kg	



Swivel Castor Series SS21
Swivel Brake Castor Series B/SS21

Fitted with Wheel Series 41R
Available in blue and grey Elastic Rubber

PART NUMBER	Wheel Diameter	Wheel Width	Overall Height	Off Set	Fitting Type	Load Capacity	Unit Price
SS21 41R100E ZSB	100	32	128	34	Ø20 x 45	100 kg	
SS21 41R125E ZSB	125	32	152	32	Ø20 x 45	130 kg	



PART NUMBER	Wheel Diameter	Wheel Width	Overall Height	Off Set	Fitting Type	Load Capacity	Unit Price
B/SS21 41R100E ZSB	100	32	128	34	Ø20 x 45	100 kg	
B/SS21 41R125E ZSB	125	32	152	32	Ø20 x 45	130 kg	



PART NUMBER	Wheel Diameter	Wheel Width	Overall Height	Off Set	Fitting Type	Threaded Stem Spec	Load Capacity	Unit Price
ST21 80R080B ZTB	80	25	107	34	1/2" UNF	1/4" x 20G	50 kg	
ST21 80R100B ZTB	100	30	128	34	1/2" UNF	1/4" x 20G	70 kg	
ST21 80R125B ZTB	125	30	152	32	1/2" UNF	1/4" x 20G	100 kg	
ST41 80R125B ZTB	125	37.5	158	38	1/2" UNF	1/4" x 20G	125 kg	



PART NUMBER	Wheel Diameter	Wheel Width	Overall Height	Off Set	Fitting Type	Threaded Stem Spec	Load Capacity	Unit Price
B/ST21 80R080B ZTB	80	25	107	34	1/2" UNF	1/4" x 20G	50 kg	
B/ST21 80R100B ZTB	100	30	128	34	1/2" UNF	1/4" x 20G	70 kg	
B/ST21 80R125B ZTB	125	30	152	32	1/2" UNF	1/4" x 20G	100 kg	
B/ST41 80R125B ZTB	125	37.5	158	38	1/2" UNF	1/4" x 20G	125 kg	



PART NUMBER	Wheel Diameter	Wheel Width	Overall Height	Off Set	Fitting Type	Threaded Stem Spec	Load Capacity	Unit Price
ST21 70R080G ZTB	80	30	107	34	1/2" UNF	1/4" x 20G	50 kg	
ST21 70R100G ZTB	100	30	128	34	1/2" UNF	1/4" x 20G	70 kg	
ST21 70R125G ZTB	125	30	152	32	1/2" UNF	1/4" x 20G	100 kg	
ST41 70R125G ZTB	125	37.5	158	38	1/2" UNF	1/4" x 20G	125 kg	



PART NUMBER	Wheel Diameter	Wheel Width	Overall Height	Off Set	Fitting Type	Threaded Stem Spec	Load Capacity	Unit Price
B/ST21 70R080G ZTB	80	30	107	34	1/2" UNF	1/4" x 20G	50 kg	
B/ST21 70R100G ZTB	100	30	128	34	1/2" UNF	1/4" x 20G	70 kg	
B/ST21 70R125G ZTB	125	30	152	32	1/2" UNF	1/4" x 20G	100 kg	
B/ST41 70R125G ZTB	125	37.5	158	38	1/2" UNF	1/4" x 20G	125 kg	





Swivel Castor Series ST21 ~ ST41
Swivel Brake Castor Series B/ST21 ~ B/ST41

Fitted with Wheel Series PAR
 Available in black and white PA

PART NUMBER	Wheel Diameter	Wheel Width	Overall Height	Off Set	Fitting Type	Threaded Stem Spec	Load Capacity	Unit Price
ST21 PAR080W ZTB	80	35	107	34	1/2" UNF	1/4" x 20G	100 kg	
ST21 PAR100W ZTB	100	35	128	34	1/2" UNF	1/4" x 20G	125 kg	
ST21 PAR125W ZTB	125	32	152	32	1/2" UNF	1/4" x 20G	125 kg	
ST41 PAR125W ZTB	125	40	158	38	1/2" UNF	1/4" x 20G	150 kg	



PART NUMBER	Wheel Diameter	Wheel Width	Overall Height	Off Set	Fitting Type	Threaded Stem Spec	Load Capacity	Unit Price
B/ST21 PAR080W ZTB	80	35	107	34	1/2" UNF	1/4" x 20G	100 kg	
B/ST21 PAR100W ZTB	100	35	128	34	1/2" UNF	1/4" x 20G	125 kg	
B/ST21 PAR125W ZTB	125	32	152	32	1/2" UNF	1/4" x 20G	125 kg	
B/ST41 PAR125W ZTB	125	40	158	38	1/2" UNF	1/4" x 20G	150 kg	



Swivel Castor Series ST21
Swivel Brake Castor Series B/ST21

Fitted with Wheel Series 50F
 Available in grey TPR

PART NUMBER	Wheel Diameter	Wheel Width	Overall Height	Off Set	Fitting Type	Threaded Stem Spec	Load Capacity	Unit Price
ST21 50F080Y ZTB	80	31	107	34	1/2" UNF	1/4" x 20G	90 kg	
ST21 50F100Y ZTB	100	31	128	34	1/2" UNF	1/4" x 20G	100 kg	
ST21 50F125Y ZTB	125	31	152	32	1/2" UNF	1/4" x 20G	120 kg	



PART NUMBER	Wheel Diameter	Wheel Width	Overall Height	Off Set	Fitting Type	Threaded Stem Spec	Load Capacity	Unit Price
B/ST21 50F080Y ZTB	80	31	107	34	1/2" UNF	1/4" x 20G	90 kg	
B/ST21 50F100Y ZTB	100	31	128	34	1/2" UNF	1/4" x 20G	100 kg	
B/ST21 50F125Y ZTB	125	31	152	32	1/2" UNF	1/4" x 20G	120 kg	



PART NUMBER	Wheel Diameter	Wheel Width	Overall Height	Off Set	Fitting Type	Threaded Stem Spec	Load Capacity	Unit Price
ST21 60F080Y ZTB	80	31	107	34	1/2" UNF	1/4" x 20G	100 kg	
ST21 60F100Y ZTB	100	31	128	34	1/2" UNF	1/4" x 20G	120 kg	
ST21 60F125Y ZTB	125	31	152	32	1/2" UNF	1/4" x 20G	150 kg	



PART NUMBER	Wheel Diameter	Wheel Width	Overall Height	Off Set	Fitting Type	Threaded Stem Spec	Load Capacity	Unit Price
B/ST21 60F080Y ZTB	80	31	107	34	1/2" UNF	1/4" x 20G	100 kg	
B/ST21 60F100Y ZTB	100	31	128	34	1/2" UNF	1/4" x 20G	120 kg	
B/ST21 60F125Y ZTB	125	31	152	32	1/2" UNF	1/4" x 20G	150 kg	



PART NUMBER	Wheel Diameter	Wheel Width	Overall Height	Off Set	Fitting Type	Threaded Stem Spec	Load Capacity	Unit Price
ST21 41R100E ZTB	100	32	128	34	1/2" UNF	1/4" x 20G	100 kg	
ST21 41R125E ZTB	125	32	152	32	1/2" UNF	1/4" x 20G	130 kg	



PART NUMBER	Wheel Diameter	Wheel Width	Overall Height	Off Set	Fitting Type	Threaded Stem Spec	Load Capacity	Unit Price
B/ST21 41R100E ZTB	100	32	128	34	1/2" UNF	1/4" x 20G	100 kg	
B/ST21 41R125E ZTB	125	32	152	32	1/2" UNF	1/4" x 20G	130 kg	





**Swivel Castor Series
Swivel Brake Castor Series
Rigid Castor Series**

**S41
B/S41
F39**

Fitted with Wheel Series 80R
Available in black and grey Rubber

PART NUMBER	Wheel Diameter	Wheel Width	Overall Height	Off Set	Plate Size	Spacing Hole	Bolt Size	Load Capacity	Unit Price
S41 80R160B ZPB	160	40	197	48	138 x 109	105 x 75 / 80	11	135 kg	
S41 80R200B ZPB	200	50	237	58	138 x 109	105 x 75 / 80	11	205 kg	
S41 80R250B ZPB	250	60	280	60	138 x 109	105 x 75 / 80	11	300 kg	



PART NUMBER	Wheel Diameter	Wheel Width	Overall Height	Off Set	Plate Size	Spacing Hole	Bolt Size	Load Capacity	Unit Price
B/S41 80R160B ZPB	160	40	197	48	138 x 109	105 x 75 / 80	11	135 kg	
B/S41 80R200B ZPB	200	50	237	58	138 x 109	105 x 75 / 80	11	205 kg	
B/S41 80R250B ZPB	250	60	280	60	138 x 109	105 x 75 / 80	11	300 kg	



PART NUMBER	Wheel Diameter	Wheel Width	Overall Height	Off Set	Plate Size	Spacing Hole	Bolt Size	Load Capacity	Unit Price
F39 80R160B ZPB	160	40	197	-	138 x 109	105 x 75 / 80	11	135 kg	
F39 80R200B ZPB	200	50	237	-	138 x 109	105 x 75 / 80	11	205 kg	
F39 80R250B ZPB	250	60	280	-	138 x 109	105 x 75 / 80	11	300 kg	



**Swivel Castor Series
Swivel Brake Castor Series
Rigid Castor Series**

**S41
B/S41
F39**

Fitted with Wheel Series 70R
Available in black and grey Rubber

PART NUMBER	Wheel Diameter	Wheel Width	Overall Height	Off Set	Plate Size	Spacing Hole	Bolt Size	Load Capacity	Unit Price
S41 70R160G ZPB	160	40	197	48	138 x 109	105 x 75 / 80	11	135 kg	
S41 70R200G ZPB	200	50	237	58	138 x 109	105 x 75 / 80	11	205 kg	



PART NUMBER	Wheel Diameter	Wheel Width	Overall Height	Off Set	Plate Size	Spacing Hole	Bolt Size	Load Capacity	Unit Price
B/S41 70R160G ZPB	160	40	197	48	138 x 109	105 x 75 / 80	11	135 kg	
B/S41 70R200G ZPB	200	50	237	58	138 x 109	105 x 75 / 80	11	205 kg	



PART NUMBER	Wheel Diameter	Wheel Width	Overall Height	Off Set	Plate Size	Spacing Hole	Bolt Size	Load Capacity	Unit Price
F39 70R160G ZPB	160	40	197	-	138 x 109	105 x 75 / 80	11	135 kg	
F39 70R200G ZPB	200	50	237	-	138 x 109	105 x 75 / 80	11	205 kg	



PART NUMBER	Wheel Diameter	Wheel Width	Overall Height	Off Set	Plate Size	Spacing Hole	Bolt Size	Load Capacity	Unit Price
S41 PAR160W ZPB	160	42	197	48	138 x 109	105 x 75 / 80	11	250 kg	
S41 PAR200W ZPB	200	50	237	58	138 x 109	105 x 75 / 80	11	300 kg	



PART NUMBER	Wheel Diameter	Wheel Width	Overall Height	Off Set	Plate Size	Spacing Hole	Bolt Size	Load Capacity	Unit Price
B/S41 PAR160W ZPB	160	42	197	48	138 x 109	105 x 75 / 80	11	250 kg	
B/S41 PAR200W ZPB	200	50	237	58	138 x 109	105 x 75 / 80	11	300 kg	



PART NUMBER	Wheel Diameter	Wheel Width	Overall Height	Off Set	Plate Size	Spacing Hole	Bolt Size	Load Capacity	Unit Price
F39 PAR160W ZPB	160	42	197	-	138 x 109	105 x 75 / 80	11	250 kg	
F39 PAR200W ZPB	200	50	237	-	138 x 109	105 x 75 / 80	11	300 kg	





Swivel Castor Series
Swivel Brake Castor Series
Rigid Castor Series

S41
B/S41
F39

Fitted with Wheel Series 81F
Available in blue and green PU

PART NUMBER	Wheel Diameter	Wheel Width	Overall Height	Off Set	Plate Size	Spacing Hole	Bolt Size	Load Capacity	Unit Price
S41 81F150H ZPB	150	40	191	48	138 x 109	105 x 75 / 80	11	300 kg	



PART NUMBER	Wheel Diameter	Wheel Width	Overall Height	Off Set	Plate Size	Spacing Hole	Bolt Size	Load Capacity	Unit Price
B/S41 81F150H ZPB	150	40	191	48	138 x 109	105 x 75 / 80	11	300 kg	



PART NUMBER	Wheel Diameter	Wheel Width	Overall Height	Off Set	Plate Size	Spacing Hole	Bolt Size	Load Capacity	Unit Price
F39 81F150H ZPB	150	40	191	-	138 x 109	105 x 75 / 80	11	300 kg	



Swivel Castor Series
Swivel Brake Castor Series
Rigid Castor Series

S41
B/S41
F39

Fitted with Wheel Series 82F
Available in black and grey Rubber

PART NUMBER	Wheel Diameter	Wheel Width	Overall Height	Off Set	Plate Size	Spacing Hole	Bolt Size	Load Capacity	Unit Price
S41 82F150B ZPB	150	40	191	48	138 x 109	105 x 75 / 80	11	200 kg	



PART NUMBER	Wheel Diameter	Wheel Width	Overall Height	Off Set	Plate Size	Spacing Hole	Bolt Size	Load Capacity	Unit Price
B/S41 82F150B ZPB	150	40	191	48	138 x 109	105 x 75 / 80	11	200 kg	



PART NUMBER	Wheel Diameter	Wheel Width	Overall Height	Off Set	Plate Size	Spacing Hole	Bolt Size	Load Capacity	Unit Price
F39 82F150B ZPB	150	40	191	-	138 x 109	105 x 75 / 80	11	200 kg	



PART NUMBER	Wheel Diameter	Wheel Width	Overall Height	Off Set	Fitting Hole	Load Capacity	Unit Price
SH41 80R160B ZHC	160	40	197	48	16.2	135 kg	
SH41 80R200B ZHC	200	50	237	58	16.2	205 kg	



PART NUMBER	Wheel Diameter	Wheel Width	Overall Height	Off Set	Fitting Hole	Load Capacity	Unit Price
B/SH41 80R160B ZHC	160	40	197	48	16.2	135 kg	
B/SH41 80R200B ZHC	200	50	237	58	16.2	205 kg	



PART NUMBER	Wheel Diameter	Wheel Width	Overall Height	Off Set	Fitting Hole	Load Capacity	Unit Price
SH41 70R160B ZHC	160	40	197	48	16.2	135 kg	
SH41 70R200B ZHC	200	50	237	58	16.2	205 kg	



PART NUMBER	Wheel Diameter	Wheel Width	Overall Height	Off Set	Fitting Hole	Load Capacity	Unit Price
B/SH41 70R160B ZHC	160	40	197	48	16.2	135 kg	
B/SH41 70R200B ZHC	200	50	237	58	16.2	205 kg	





Swivel Castor Series SH41
Swivel Brake Castor Series B/SH41

Fitted with Wheel Series 81F
Available in blue and green PU

PART NUMBER	Wheel Diameter	Wheel Width	Overall Height	Off Set	Fitting Hole	Load Capacity	Unit Price
SH41 81F150H ZHC	150	40	191	48	16.2	300 kg	



PART NUMBER	Wheel Diameter	Wheel Width	Overall Height	Off Set	Fitting Hole	Load Capacity	Unit Price
B/SH41 81F150H ZHC	150	40	191	48	16.2	300 kg	



Swivel Castor Series SH41
Swivel Brake Castor Series B/SH41

Fitted with Wheel Series 82F
Available in black and grey Rubber

PART NUMBER	Wheel Diameter	Wheel Width	Overall Height	Off Set	Fitting Hole	Load Capacity	Unit Price
SH41 82F150B ZHC	150	40	191	48	16.2	200 kg	



PART NUMBER	Wheel Diameter	Wheel Width	Overall Height	Off Set	Fitting Hole	Load Capacity	Unit Price
B/SH41 82F150B ZHC	150	40	191	48	16.2	200 kg	



Swivel Castor Series SH41
Swivel Brake Castor Series B/SH41

Fitted with Wheel Series PAR
 Available in black and white PA

PART NUMBER	Wheel Diameter	Wheel Width	Overall Height	Off Set	Fitting Hole	Load Capacity	Unit Price
SH41 PAR160W ZHC	160	42	197	48	16.2	250 kg	
SH41 PAR200W ZHC	200	50	237	58	16.2	300 kg	



PART NUMBER	Wheel Diameter	Wheel Width	Overall Height	Off Set	Fitting Hole	Load Capacity	Unit Price
B/SH41 PAR160W ZHC	160	42	197	48	16.2	250 kg	
B/SH41 PAR200W ZHC	200	50	237	58	16.2	300 kg	



Swivel Castor Series SS41
Swivel Brake Castor Series B/SS41

Fitted with Wheel Series PAR
 Available in black and white PA

PART NUMBER	Wheel Diameter	Wheel Width	Overall Height	Off Set	Fitting Type	Load Capacity	Unit Price
SS41 PAR160W ZSD	160	42	197	48	Ø36 x 100	250 kg	
SS41 PAR200W ZSD	200	50	237	58	Ø36 x 100	300 kg	



PART NUMBER	Wheel Diameter	Wheel Width	Overall Height	Off Set	Fitting Type	Load Capacity	Unit Price
B/SS41 PAR160W ZSD	160	42	197	48	Ø36 x 100	250 kg	
B/SS41 PAR200W ZSD	200	50	237	58	Ø36 x 100	300 kg	



Swivel Castor Series SS41
Swivel Brake Castor Series B/SS41

Fitted with Wheel Series 80R
Available in black and grey Rubber

PART NUMBER	Wheel Diameter	Wheel Width	Overall Height	Off Set	Fitting Type	Load Capacity	Unit Price
SS41 80R160B ZSD	160	40	197	48	Ø36 x 100	135 kg	
SS41 80R200B ZSD	200	50	237	58	Ø36 x 100	205 kg	



PART NUMBER	Wheel Diameter	Wheel Width	Overall Height	Off Set	Fitting Type	Load Capacity	Unit Price
B/SS41 80R160B ZSD	160	40	197	48	Ø36 x 100	135 kg	
B/SS41 80R200B ZSD	200	50	237	58	Ø36 x 100	205 kg	



Swivel Castor Series SS41
Swivel Brake Castor Series B/SS41

Fitted with Wheel Series 70R
Available in black and grey Rubber

PART NUMBER	Wheel Diameter	Wheel Width	Overall Height	Off Set	Fitting Type	Load Capacity	Unit Price
SS41 70R160G ZSD	160	40	197	48	Ø36 x 100	135 kg	
SS41 70R200G ZSD	200	50	237	58	Ø36 x 100	205 kg	



PART NUMBER	Wheel Diameter	Wheel Width	Overall Height	Off Set	Fitting Type	Load Capacity	Unit Price
B/SS41 70R160G ZSD	160	40	197	48	Ø36 x 100	135 kg	
B/SS41 70R200G ZSD	200	50	237	58	Ø36 x 100	205 kg	





Swivel Castor Series SS41
Swivel Brake Castor Series B/SS41

Fitted with Wheel Series 81F
Available in blue and green PU

PART NUMBER	Wheel Diameter	Wheel Width	Overall Height	Off Set	Fitting Type	Load Capacity	Unit Price
SS41 81F150H ZSD	150	40	191	48	Ø36 x 100	300 kg	



PART NUMBER	Wheel Diameter	Wheel Width	Overall Height	Off Set	Fitting Type	Load Capacity	Unit Price
B/SS41 81F150H ZSD	150	40	191	48	Ø36 x 100	300 kg	



Swivel Castor Series SS41
Swivel Brake Castor Series B/SS41

Fitted with Wheel Series 82F
Available in black and grey Rubber

PART NUMBER	Wheel Diameter	Wheel Width	Overall Height	Off Set	Fitting Type	Load Capacity	Unit Price
SS41 82F150B ZSD	150	40	191	48	Ø36 x 100	200 kg	



PART NUMBER	Wheel Diameter	Wheel Width	Overall Height	Off Set	Fitting Type	Load Capacity	Unit Price
B/SS41 82F150B ZSD	150	40	191	48	Ø36 x 100	200 kg	





Swivel Castor Series ST41
Swivel Brake Castor Series B/ST41

Fitted with Wheel Series 80R
 Available in black and grey Rubber

PART NUMBER	Wheel Diameter	Wheel Width	Overall Height	Off Set	Fitting Type	Threaded Stem Spec	Load Capacity	Unit Price
ST41 80R160B ZTC	160	40	197	48	M 20 x 60	PITCH 2.5	135 kg	
ST41 80R200B ZTC	200	50	237	58	M 20 x 60	PITCH 2.5	205 kg	



PART NUMBER	Wheel Diameter	Wheel Width	Overall Height	Off Set	Fitting Type	Threaded Stem Spec	Load Capacity	Unit Price
B/ST41 80R160B ZTC	160	40	197	48	M 20 x 60	PITCH 2.5	135 kg	
B/ST41 80R200B ZTC	200	50	237	58	M 20 x 60	PITCH 2.5	205 kg	



Swivel Castor Series ST41
Swivel Brake Castor Series B/ST41

Fitted with Wheel Series 70R
 Available in black and grey Rubber

PART NUMBER	Wheel Diameter	Wheel Width	Overall Height	Off Set	Fitting Type	Threaded Stem Spec	Load Capacity	Unit Price
ST41 70R160G ZTC	160	40	197	48	M 20 x 60	PITCH 2.5	135 kg	
ST41 70R200G ZTC	200	50	237	58	M 20 x 60	PITCH 2.5	205 kg	



PART NUMBER	Wheel Diameter	Wheel Width	Overall Height	Off Set	Fitting Type	Threaded Stem Spec	Load Capacity	Unit Price
B/ST41 70R160G ZTC	160	40	197	48	M 20 x 60	PITCH 2.5	135 kg	
B/ST41 70R200G ZTC	200	50	237	58	M 20 x 60	PITCH 2.5	205 kg	





Swivel Castor Series **ST41**
Swivel Brake Castor Series **B/ST41**

Fitted with Wheel Series 81F
Available in blue and green PU

PART NUMBER	Wheel Diameter	Wheel Width	Overall Height	Off Set	Fitting Type	Threaded Stem Spec	Load Capacity	Unit Price
ST41 81F150H ZTC	150	40	191	48	M 20 x 60	PITCH 2.5	300 kg	



PART NUMBER	Wheel Diameter	Wheel Width	Overall Height	Off Set	Fitting Type	Threaded Stem Spec	Load Capacity	Unit Price
B/ST41 81F150H ZTC	150	40	191	48	M 20 x 60	PITCH 2.5	300 kg	



Swivel Castor Series **ST41**
Swivel Brake Castor Series **B/ST41**

Fitted with Wheel Series 82F
Available in black and grey Rubber

PART NUMBER	Wheel Diameter	Wheel Width	Overall Height	Off Set	Fitting Type	Threaded Stem Spec	Load Capacity	Unit Price
ST41 82F150B ZTC	150	40	191	48	M 20 x 60	PITCH 2.5	200 kg	



PART NUMBER	Wheel Diameter	Wheel Width	Overall Height	Off Set	Fitting Type	Threaded Stem Spec	Load Capacity	Unit Price
B/ST41 82F150B ZTC	150	40	191	48	M 20 x 60	PITCH 2.5	200 kg	



PART NUMBER	Wheel Diameter	Wheel Width	Overall Height	Off Set	Fitting Type	Threaded Stem Spec	Load Capacity	Unit Price
ST41 PAR160W ZTC	160	42	197	48	M 20 x 60	PITCH 2.5	250 kg	
ST41 PAR200W ZTC	200	50	237	58	M 20 x 60	PITCH 2.5	300 kg	



PART NUMBER	Wheel Diameter	Wheel Width	Overall Height	Off Set	Fitting Type	Threaded Stem Spec	Load Capacity	Unit Price
B/ST41 PAR160W ZTC	160	42	197	48	M 20 x 60	PITCH 2.5	250 kg	
B/ST41 PAR200W ZTC	200	50	237	58	M 20 x 60	PITCH 2.5	300 kg	





Swivel Castor Series S61
Swivel Brake Castor Series B/S61
Rigid Castor Series F89 ~ F99

Institutional apparatus castors

Usage

- Nursing beds and medical equipment.
- Large scale catering equipment and laundries.
- General purpose for good looking.
- Computers etc.

Product features

- Double ball race swivel head for good maneuverability.
- Heavy duty king pin, precision steel ball, robust sheet construction.
- High load capacity.
- Variety of fittings and wheels are available.
- Equipped with total lock brake.

Option Plate Fitting

Selection of Wheels



Load Testing

Load test carried out 1 .A. W RAL - RG607-10



ZPS Fitting
75x45 / 75x52



Wheel Series 80R



Wheel Series 70R



Wheel Series PAR



Wheel Series PPR



Wheel Series 50F



Wheel Series 60F



Wheel Series 41R



Swivel Castor Series S61
Swivel Brake Castor Series B/S61
Rigid Castor Series F99

Fitted with Wheel Series 80R
 Available in black and grey Rubber

PART NUMBER	Wheel Diameter	Wheel Width	Overall Height	Off Set	Plate Size	Spacing Hole	Bolt Size	Load Capacity	Unit Price
S61 80R080G ZPD	80	25	113	34	95 x 70	72.3 x 45 / 74.8 x 52	9	50 kg	
S61 80R100G ZPD	100	30	134	34	95 x 70	72.3 x 45 / 74.8 x 52	9	70 kg	
S61 80R125G ZPD	125	30	158.5	32	95 x 70	72.3 x 45 / 74.8 x 52	9	100 kg	



PART NUMBER	Wheel Diameter	Wheel Width	Overall Height	Off Set	Plate Size	Spacing Hole	Bolt Size	Load Capacity	Unit Price
B/S61 80R080G ZPD	80	25	113	34	95 x 70	72.3 x 45 / 74.8 x 52	9	50 kg	
B/S61 80R100G ZPD	100	30	134	34	95 x 70	72.3 x 45 / 74.8 x 52	9	70 kg	
B/S61 80R125G ZPD	125	30	158.5	32	95 x 70	72.3 x 45 / 74.8 x 52	9	100 kg	



PART NUMBER	Wheel Diameter	Wheel Width	Overall Height	Off Set	Plate Size	Spacing Hole	Bolt Size	Load Capacity	Unit Price
F99 80R080G ZPD	80	25	113	-	95 x 70	72.3 x 45 / 74.8 x 52	9	50 kg	
F99 80R100G ZPD	100	30	134	-	95 x 70	72.3 x 45 / 74.8 x 52	9	70 kg	
F99 80R125G ZPD	125	30	158.5	-	95 x 70	72.3 x 45 / 74.8 x 52	9	100 kg	



Swivel Castor Series S61
Swivel Brake Castor Series B/S61
Rigid Castor Series F99

Fitted with Wheel Series 70R
 Available in black and grey Rubber

PART NUMBER	Wheel Diameter	Wheel Width	Overall Height	Off Set	Plate Size	Spacing Hole	Bolt Size	Load Capacity	Unit Price
S61 70R080G ZPD	80	30	113	34	95 x 70	72.3 x 45 / 74.8 x 52	9	50 kg	
S61 70R100G ZPD	100	30	134	34	95 x 70	72.3 x 45 / 74.8 x 52	9	70 kg	
S61 70R125G ZPD	125	30	158.5	32	95 x 70	72.3 x 45 / 74.8 x 52	9	100 kg	



PART NUMBER	Wheel Diameter	Wheel Width	Overall Height	Off Set	Plate Size	Spacing Hole	Bolt Size	Load Capacity	Unit Price
B/S61 70R080G ZPD	80	30	113	34	95 x 70	72.3 x 45 / 74.8 x 52	9	50 kg	
B/S61 70R100G ZPD	100	30	134	34	95 x 70	72.3 x 45 / 74.8 x 52	9	70 kg	
B/S61 70R125G ZPD	125	30	158.5	32	95 x 70	72.3 x 45 / 74.8 x 52	9	100 kg	



PART NUMBER	Wheel Diameter	Wheel Width	Overall Height	Off Set	Plate Size	Spacing Hole	Bolt Size	Load Capacity	Unit Price
F99 70R080G ZPD	80	30	113	-	95 x 70	72.3 x 45 / 74.8 x 52	9	50 kg	
F99 70R100G ZPD	100	30	134	-	95 x 70	72.3 x 45 / 74.8 x 52	9	70 kg	
F99 70R125G ZPD	125	30	158.5	-	95 x 70	72.3 x 45 / 74.8 x 52	9	100 kg	





**Swivel Castor Series
Swivel Brake Castor Series
Rigid Castor Series**

**S61
B/S61
F99**

Fitted with Wheel Series 50F
Available in grey TPR

PART NUMBER	Wheel Diameter	Wheel Width	Overall Height	Off Set	Plate Size	Spacing Hole	Bolt Size	Load Capacity	Unit Price
S61 50F080Y ZPD	80	31	113	34	95 x 70	72.3 x 45 / 74.8 x 52	9	90 kg	
S61 50F100Y ZPD	100	31	134	34	95 x 70	72.3 x 45 / 74.8 x 52	9	100 kg	
S61 50F125Y ZPD	125	31	158.5	32	95 x 70	72.3 x 45 / 74.8 x 52	9	120 kg	



PART NUMBER	Wheel Diameter	Wheel Width	Overall Height	Off Set	Plate Size	Spacing Hole	Bolt Size	Load Capacity	Unit Price
B/S61 50F080Y ZPD	80	31	113	34	95 x 70	72.3 x 45 / 74.8 x 52	9	90 kg	
B/S61 50F100Y ZPD	100	31	134	34	95 x 70	72.3 x 45 / 74.8 x 52	9	100 kg	
B/S61 50F125Y ZPD	125	31	158.5	32	95 x 70	72.3 x 45 / 74.8 x 52	9	120 kg	



PART NUMBER	Wheel Diameter	Wheel Width	Overall Height	Off Set	Plate Size	Spacing Hole	Bolt Size	Load Capacity	Unit Price
F99 50F080Y ZPD	80	31	113	-	95 x 70	72.3 x 45 / 74.8 x 52	9	90 kg	
F99 50F100Y ZPD	100	31	134	-	95 x 70	72.3 x 45 / 74.8 x 52	9	100 kg	
F99 50F125Y ZPD	125	31	158.5	-	95 x 70	72.3 x 45 / 74.8 x 52	9	120 kg	



**Swivel Castor Series
Swivel Brake Castor Series
Rigid Castor Series**

**S61
B/S61
F99**

Fitted with Wheel Series 60F
Available in red and grey PU

PART NUMBER	Wheel Diameter	Wheel Width	Overall Height	Off Set	Plate Size	Spacing Hole	Bolt Size	Load Capacity	Unit Price
S61 60F080Y ZPD	80	31	113	34	95 x 70	72.3 x 45 / 74.8 x 52	9	100 kg	
S61 60F100Y ZPD	100	31	134	34	95 x 70	72.3 x 45 / 74.8 x 52	9	120 kg	
S61 60F125Y ZPD	125	31	158.5	32	95 x 70	72.3 x 45 / 74.8 x 52	9	150 kg	



PART NUMBER	Wheel Diameter	Wheel Width	Overall Height	Off Set	Plate Size	Spacing Hole	Bolt Size	Load Capacity	Unit Price
B/S61 60F080Y ZPD	80	31	113	34	95 x 70	72.3 x 45 / 74.8 x 52	9	100 kg	
B/S61 60F100Y ZPD	100	31	134	34	95 x 70	72.3 x 45 / 74.8 x 52	9	120 kg	
B/S61 60F125Y ZPD	125	31	158.5	32	95 x 70	72.3 x 45 / 74.8 x 52	9	150 kg	



PART NUMBER	Wheel Diameter	Wheel Width	Overall Height	Off Set	Plate Size	Spacing Hole	Bolt Size	Load Capacity	Unit Price
F99 60F080Y ZPD	80	31	113	-	95 x 70	72.3 x 45 / 74.8 x 52	9	100 kg	
F99 60F100Y ZPD	100	31	134	-	95 x 70	72.3 x 45 / 74.8 x 52	9	120 kg	
F99 60F125Y ZPD	125	31	158.5	-	95 x 70	72.3 x 45 / 74.8 x 52	9	150 kg	





Swivel Castor Series S61
 Swivel Brake Castor Series B/S61
 Rigid Castor Series F99

Fitted with Wheel Series 41R
 Available in blue and grey Elastic Rubber

PART NUMBER	Wheel Diameter	Wheel Width	Overall Height	Off Set	Plate Size	Spacing Hole	Bolt Size	Load Capacity	Unit Price
S61 41R100E ZPD	100	32	114	34	95 x 70	72.3 x 45 / 74.8 x 52	9	100 kg	
S61 41R125E ZPD	125	32	158.5	32	95 x 70	72.3 x 45 / 74.8 x 52	9	130 kg	



PART NUMBER	Wheel Diameter	Wheel Width	Overall Height	Off Set	Plate Size	Spacing Hole	Bolt Size	Load Capacity	Unit Price
B/S61 41R100E ZPD	100	32	134	34	95 x 70	72.3 x 45 / 74.8 x 52	9	100 kg	
B/S61 41R125E ZPD	125	32	158.5	32	95 x 70	72.3 x 45 / 74.8 x 52	9	130 kg	



PART NUMBER	Wheel Diameter	Wheel Width	Overall Height	Off Set	Plate Size	Spacing Hole	Bolt Size	Load Capacity	Unit Price
F99 41R100E ZPD	100	32	134	-	95 x 70	72.3 x 45 / 74.8 x 52	9	100 kg	
F99 41R125E ZPD	125	32	158.5	-	95 x 70	72.3 x 45 / 74.8 x 52	9	130 kg	





Swivel Castor Series SH61
 Swivel Brake Castor Series B/SH61
 Rigid Castor Series F89

Fitted with Wheel Series 80R
 Available in black and grey Rubber

PART NUMBER	Wheel Diameter	Wheel Width	Overall Height	Off Set	Fitting Hole	Load Capacity	Unit Price
SH61 80R080G ZHB	80	25	106	34	12.2	50 kg	
SH61 80R100G ZHB	100	30	127	34	12.2	70 kg	
SH61 80R125G ZHB	125	30	151.5	32	12.2	100 kg	



PART NUMBER	Wheel Diameter	Wheel Width	Overall Height	Off Set	Fitting Hole	Load Capacity	Unit Price
B/SH61 80R080G ZHB	80	25	106	34	12.2	50 kg	
B/SH61 80R100G ZHB	100	30	127	34	12.2	70 kg	
B/SH61 80R125G ZHB	125	30	151.5	32	12.2	100 kg	



PART NUMBER	Wheel Diameter	Wheel Width	Overall Height	Off Set	Fitting Hole	Load Capacity	Unit Price
F89 80R080G ZP	80	25	106	34	12.2	50 kg	
F89 80R100G ZP	100	30	127	34	12.2	70 kg	
F89 80R125G ZP	125	30	151.5	32	12.2	100 kg	



Swivel Castor Series SH61
 Swivel Brake Castor Series B/SH61
 Rigid Castor Series F89

Fitted with Wheel Series 70R
 Available in black and grey Rubber

PART NUMBER	Wheel Diameter	Wheel Width	Overall Height	Off Set	Fitting Hole	Load Capacity	Unit Price
SH61 70R080G ZHB	80	30	106	34	12.2	50 kg	
SH61 70R100G ZHB	100	30	127	34	12.2	70 kg	
SH61 70R125G ZHB	125	30	151.5	32	12.2	100 kg	



PART NUMBER	Wheel Diameter	Wheel Width	Overall Height	Off Set	Fitting Hole	Load Capacity	Unit Price
B/SH61 70R080G ZHB	80	30	106	34	12.2	50 kg	
B/SH61 70R100G ZHB	100	30	127	34	12.2	70 kg	
B/SH61 70R125G ZHB	125	30	151.5	32	12.2	100 kg	



PART NUMBER	Wheel Diameter	Wheel Width	Overall Height	Off Set	Fitting Hole	Load Capacity	Unit Price
F89 70R080G ZHB	80	30	106	34	12.2	50 kg	
F89 70R100G ZHB	100	30	127	34	12.2	70 kg	
F89 70R125G ZHB	125	30	151.5	32	12.2	100 kg	





Swivel Castor Series SH61
Swivel Brake Castor Series B/SH61
Rigid Castor Series F89

Fitted with Wheel Series 50F
Available in grey TPR

PART NUMBER	Wheel Diameter	Wheel Width	Overall Height	Off Set	Fitting Hole	Load Capacity	Unit Price
SH61 50F080Y ZHB	80	31	106	34	12.2	90 kg	
SH61 50F100Y ZHB	100	31	127	34	12.2	100 kg	
SH61 50F125Y ZHB	125	31	151.5	32	12.2	120 kg	



PART NUMBER	Wheel Diameter	Wheel Width	Overall Height	Off Set	Fitting Hole	Load Capacity	Unit Price
B/SH61 50F080Y ZHB	80	31	106	34	12.2	90 kg	
B/SH61 50F100Y ZHB	100	31	127	34	12.2	100 kg	
B/SH61 50F125Y ZHB	125	31	151.5	32	12.2	120 kg	



PART NUMBER	Wheel Diameter	Wheel Width	Overall Height	Off Set	Fitting Hole	Load Capacity	Unit Price
F89 50F080Y ZP	80	31	106	34	12.2	90 kg	
F89 50F100Y ZP	100	31	127	34	12.2	100 kg	
F89 50F125Y ZP	125	31	151.5	32	12.2	120 kg	



Swivel Castor Series SH61
Swivel Brake Castor Series B/SH61
Rigid Castor Series F89

Fitted with Wheel Series 60F
Available in red and grey PU

PART NUMBER	Wheel Diameter	Wheel Width	Overall Height	Off Set	Fitting Hole	Load Capacity	Unit Price
SH61 60F080Y ZHB	80	31	106	34	12.2	100 kg	
SH61 60F100Y ZHB	100	31	127	34	12.2	120 kg	
SH61 60F125Y ZHB	125	31	151.5	32	12.2	150 kg	



PART NUMBER	Wheel Diameter	Wheel Width	Overall Height	Off Set	Fitting Hole	Load Capacity	Unit Price
B/SH61 60F080Y ZHB	80	31	106	34	12.2	100 kg	
B/SH61 60F100Y ZHB	100	31	127	34	12.2	120 kg	
B/SH61 60F125Y ZHB	125	31	151.5	32	12.2	150 kg	



PART NUMBER	Wheel Diameter	Wheel Width	Overall Height	Off Set	Fitting Hole	Load Capacity	Unit Price
F89 60F080Y ZP	80	31	106	34	12.2	100 kg	
F89 60F100Y ZP	100	31	127	34	12.2	120 kg	
F89 60F125Y ZP	125	31	151.5	32	12.2	150 kg	





Swivel Castor Series SH61
 Swivel Brake Castor Series B/SH61
 Rigid Castor Series F89

Fitted with Wheel Series 41R
 Available in blue and grey Elastic Rubber

PART NUMBER	Wheel Diameter	Wheel Width	Overall Height	Off Set	Fitting Hole	Load Capacity	Unit Price
SH61 41R100E ZHB	100	32	127	34	12.2	100 kg	
SH61 41R125E ZHB	125	32	151.5	32	12.2	130 kg	



PART NUMBER	Wheel Diameter	Wheel Width	Overall Height	Off Set	Fitting Hole	Load Capacity	Unit Price
B/SH61 41R100E ZHB	100	32	127	34	12.2	100 kg	
B/SH61 41R125E ZHB	125	32	151.5	32	12.2	130 kg	



PART NUMBER	Wheel Diameter	Wheel Width	Overall Height	Off Set	Fitting Hole	Load Capacity	Unit Price
F89 41R100E ZP	100	32	127	34	12.2	100 kg	
F89 41R125E ZP	125	32	151.5	32	12.2	130 kg	





Swivel Castor Series SS61
 Swivel Brake Castor Series B/SS61
 Rigid Castor Series F89

Fitted with Wheel Series 80R
 Available in black and grey Rubber

PART NUMBER	Wheel Diameter	Wheel Width	Overall Height	Off Set	Fitting Type	Load Capacity	Unit Price
SS61 80R080G ZSB	80	25	106	34	Ø20 x 45	50 kg	
SS61 80R100G ZSB	100	30	127	34	Ø20 x 45	70 kg	
SS61 80R125G ZSB	125	30	151.5	32	Ø20 x 45	100 kg	



PART NUMBER	Wheel Diameter	Wheel Width	Overall Height	Off Set	Fitting Type	Load Capacity	Unit Price
B/SS61 80R080G ZSB	80	25	106	34	Ø20 x 45	50 kg	
B/SS61 80R100G ZSB	100	30	127	34	Ø20 x 45	70 kg	
B/SS61 80R125G ZSB	125	30	151.5	32	Ø20 x 45	100 kg	



PART NUMBER	Wheel Diameter	Wheel Width	Overall Height	Off Set	Fitting Type	Load Capacity	Unit Price
F89 80R080G ZP	80	25	106	34	Ø12.2	50 kg	
F89 80R100G ZP	100	30	127	34	Ø12.2	70 kg	
F89 80R125G ZP	125	30	151.5	32	Ø12.2	100 kg	



Swivel Castor Series SS61
 Swivel Brake Castor Series B/SS61
 Rigid Castor Series F89

Fitted with Wheel Series 70R
 Available in black and grey Rubber

PART NUMBER	Wheel Diameter	Wheel Width	Overall Height	Off Set	Fitting Type	Load Capacity	Unit Price
SS61 70R080G ZSB	80	30	106	34	Ø20 x 45	50 kg	
SS61 70R100G ZSB	100	30	127	34	Ø20 x 45	70 kg	
SS61 70R125G ZSB	125	30	151.5	32	Ø20 x 45	100 kg	



PART NUMBER	Wheel Diameter	Wheel Width	Overall Height	Off Set	Fitting Type	Load Capacity	Unit Price
B/SS61 70R080G ZSB	80	30	106	34	Ø20 x 45	50 kg	
B/SS61 70R100G ZSB	100	30	127	34	Ø20 x 45	70 kg	
B/SS61 70R125G ZSB	125	30	151.5	32	Ø20 x 45	100 kg	



PART NUMBER	Wheel Diameter	Wheel Width	Overall Height	Off Set	Fitting Type	Load Capacity	Unit Price
F89 70R080G ZP	80	30	106	34	Ø12.2	50 kg	
F89 70R100G ZP	100	30	127	34	Ø12.2	70 kg	
F89 70R125G ZP	125	30	151.5	32	Ø12.2	100 kg	



PART NUMBER	Wheel Diameter	Wheel Width	Overall Height	Off Set	Fitting Type	Load Capacity	Unit Price
SS61 50F080Y ZSB	80	31	106	34	Ø20 x 45	90 kg	
SS61 50F100Y ZSB	100	31	127	34	Ø20 x 45	100 kg	
SS61 50F125Y ZSB	125	31	151.5	32	Ø20 x 45	120 kg	

PART NUMBER	Wheel Diameter	Wheel Width	Overall Height	Off Set	Fitting Type	Load Capacity	Unit Price
B/SS61 50F080Y ZSB	80	31	106	34	Ø20 x 45	90 kg	
B/SS61 50F100Y ZSB	100	31	127	34	Ø20 x 45	100 kg	
B/SS61 50F125Y ZSB	125	31	151.5	32	Ø20 x 45	120 kg	

PART NUMBER	Wheel Diameter	Wheel Width	Overall Height	Off Set	Fitting Type	Load Capacity	Unit Price
F89 50F080Y ZP	80	31	106	34	Ø12.2	90 kg	
F89 50F100Y ZP	100	31	127	34	Ø12.2	100 kg	
F89 50F125Y ZP	125	31	151.5	32	Ø12.2	120 kg	



PART NUMBER	Wheel Diameter	Wheel Width	Overall Height	Off Set	Fitting Type	Load Capacity	Unit Price
SS61 60F080Y ZSB	80	31	106	34	Ø20 x 45	100 kg	
SS61 60F100Y ZSB	100	31	127	34	Ø20 x 45	120 kg	
SS61 60F125Y ZSB	125	31	151.5	32	Ø20 x 45	150 kg	

PART NUMBER	Wheel Diameter	Wheel Width	Overall Height	Off Set	Fitting Type	Load Capacity	Unit Price
B/SS61 60F080Y ZSB	80	31	106	34	Ø20 x 45	100 kg	
B/SS61 60F100Y ZSB	100	31	127	34	Ø20 x 45	120 kg	
B/SS61 60F125Y ZSB	125	31	151.5	32	Ø20 x 45	150 kg	

PART NUMBER	Wheel Diameter	Wheel Width	Overall Height	Off Set	Fitting Type	Load Capacity	Unit Price
F89 60F080Y ZP	80	31	106	34	Ø12.2	100 kg	
F89 60F100Y ZP	100	31	127	34	Ø12.2	120 kg	
F89 60F125Y ZP	125	31	151.5	32	Ø12.2	150 kg	





Swivel Castor Series
Swivel Brake Castor Series
Rigid Castor Series

SS61
B/SS61
F89

Fitted with Wheel Series 41R
Available in blue and grey Elastic Rubber

PART NUMBER	Wheel Diameter	Wheel Width	Overall Height	Off Set	Fitting Type	Load Capacity	Unit Price
SS61 41R100E ZSB	100	32	127	34	Ø20 x 45	100 kg	
SS61 41R125E ZSB	125	32	151.5	32	Ø20 x 45	130 kg	



PART NUMBER	Wheel Diameter	Wheel Width	Overall Height	Off Set	Fitting Type	Load Capacity	Unit Price
B/SS61 41R100E ZSB	100	32	127	34	Ø20 x 45	100 kg	
B/SS61 41R125E ZSB	125	32	151.5	32	Ø20 x 45	130 kg	



PART NUMBER	Wheel Diameter	Wheel Width	Overall Height	Off Set	Fitting Type	Load Capacity	Unit Price
F89 41R100E ZP	100	32	127	34	Ø12.2	100 kg	
F89 41R125E ZP	125	32	151.5	32	Ø12.2	130 kg	





Swivel Castor Series ST61
Swivel Brake Castor Series B/ST61
Rigid Castor Series F89

Fitted with Wheel Series 80R
Available in black and grey Rubber

PART NUMBER	Wheel Diameter	Wheel Width	Overall Height	Off Set	Fitting Hole	Threaded Stem Spec	Load Capacity	Unit Price
ST61 80R080G ZTB	80	25	106	34	1/2" UNF	1/4" x 20G	50 kg	
ST61 80R100G ZTB	100	30	127	34	1/2" UNF	1/4" x 20G	70 kg	
ST61 80R125G ZTB	125	30	151.5	32	1/2" UNF	1/4" x 20G	100 kg	



PART NUMBER	Wheel Diameter	Wheel Width	Overall Height	Off Set	Fitting Hole	Threaded Stem Spec	Load Capacity	Unit Price
B/ST61 80R080G ZTB	80	25	106	34	1/2" UNF	1/4" x 20G	50 kg	
B/ST61 80R100G ZTB	100	30	127	34	1/2" UNF	1/4" x 20G	70 kg	
B/ST61 80R125G ZTB	125	30	151.5	32	1/2" UNF	1/4" x 20G	100 kg	



PART NUMBER	Wheel Diameter	Wheel Width	Overall Height	Off Set	Fitting Type	Load Capacity	Unit Price
F89 80R080G ZP	80	25	106	34	Ø12.2	50 kg	
F89 80R100G ZP	100	30	127	34	Ø12.2	70 kg	
F89 80R125G ZP	125	30	151.5	32	Ø12.2	100 kg	



Swivel Castor Series ST61
Swivel Brake Castor Series B/ST61
Rigid Castor Series F89

Fitted with Wheel Series 70R
Available in black and grey Rubber

PART NUMBER	Wheel Diameter	Wheel Width	Overall Height	Off Set	Fitting Hole	Threaded Stem Spec	Load Capacity	Unit Price
ST61 70R080G ZTB	80	30	106	34	1/2" UNF	1/4" x 20G	50 kg	
ST61 70R100G ZTB	100	30	127	34	1/2" UNF	1/4" x 20G	70 kg	
ST61 70R125G ZTB	125	30	151.5	32	1/2" UNF	1/4" x 20G	100 kg	



PART NUMBER	Wheel Diameter	Wheel Width	Overall Height	Off Set	Fitting Hole	Threaded Stem Spec	Load Capacity	Unit Price
B/ST61 70R080G ZTB	80	30	106	34	1/2" UNF	1/4" x 20G	50 kg	
B/ST61 70R100G ZTB	100	30	127	34	1/2" UNF	1/4" x 20G	70 kg	
B/ST61 70R125G ZTB	125	30	151.5	32	1/2" UNF	1/4" x 20G	100 kg	



PART NUMBER	Wheel Diameter	Wheel Width	Overall Height	Off Set	Fitting Type	Load Capacity	Unit Price
F89 70R080G ZP	80	30	106	34	Ø12.2	50 kg	
F89 70R100G ZP	100	30	127	34	Ø12.2	70 kg	
F89 70R125G ZP	125	30	151.5	32	Ø12.2	100 kg	





**Swivel Castor Series
Swivel Brake Castor Series
Rigid Castor Series**

**ST61
B/ST61
F89**

Fitted with Wheel Series 50F
Available in grey TPR

PART NUMBER	Wheel Diameter	Wheel Width	Overall Height	Off Set	Fitting Hole	Threaded Stem Spec	Load Capacity	Unit Price
ST61 50F080Y ZTB	80	31	106	34	1/2" UNF	1/4" x 20G	90 kg	
ST61 50F100Y ZTB	100	31	127	34	1/2" UNF	1/4" x 20G	100 kg	
ST61 50F125Y ZTB	125	31	151.5	32	1/2" UNF	1/4" x 20G	120 kg	

PART NUMBER	Wheel Diameter	Wheel Width	Overall Height	Off Set	Fitting Hole	Threaded Stem Spec	Load Capacity	Unit Price
B/ST61 50F080Y ZTB	80	31	106	34	1/2" UNF	1/4" x 20G	90 kg	
B/ST61 50F100Y ZTB	100	31	127	34	1/2" UNF	1/4" x 20G	100 kg	
B/ST61 50F125Y ZTB	125	31	151.5	32	1/2" UNF	1/4" x 20G	120 kg	

PART NUMBER	Wheel Diameter	Wheel Width	Overall Height	Off Set	Fitting Type	Load Capacity	Unit Price
F89 50F080Y ZP	80	31	106	34	Ø12.2	90 kg	
F89 50F100Y ZP	100	31	127	34	Ø12.2	100 kg	
F89 50F125Y ZP	125	31	151.5	32	Ø12.2	120 kg	



**Swivel Castor Series
Swivel Brake Castor Series
Rigid Castor Series**

**ST61
B/ST61
F89**

Fitted with Wheel Series 60F
Available in red and grey PU

PART NUMBER	Wheel Diameter	Wheel Width	Overall Height	Off Set	Fitting Hole	Threaded Stem Spec	Load Capacity	Unit Price
ST61 60F080Y ZTB	80	31	106	34	1/2" UNF	1/4" x 20G	100 kg	
ST61 60F100Y ZTB	100	31	127	34	1/2" UNF	1/4" x 20G	120 kg	
ST61 60F125Y ZTB	125	31	151.5	32	1/2" UNF	1/4" x 20G	150 kg	

PART NUMBER	Wheel Diameter	Wheel Width	Overall Height	Off Set	Fitting Hole	Threaded Stem Spec	Load Capacity	Unit Price
B/ST61 60F080Y ZTB	80	31	106	34	1/2" UNF	1/4" x 20G	100 kg	
B/ST61 60F100Y ZTB	100	31	127	34	1/2" UNF	1/4" x 20G	120 kg	
B/ST61 60F125Y ZTB	125	31	151.5	32	1/2" UNF	1/4" x 20G	150 kg	

PART NUMBER	Wheel Diameter	Wheel Width	Overall Height	Off Set	Fitting Type	Load Capacity	Unit Price
F89 60F080Y ZP	80	31	106	34	Ø12.2	100 kg	
F89 60F100Y ZP	100	31	127	34	Ø12.2	120 kg	
F89 60F125Y ZP	125	31	151.5	32	Ø12.2	150 kg	





Swivel Castor Series
Swivel Brake Castor Series
Rigid Castor Series

ST61
B/ST61
F89

Fitted with Wheel Series 41R
Available in blue and grey Elastic Rubber

PART NUMBER	Wheel Diameter	Wheel Width	Overall Height	Off Set	Fitting Hole	Threaded Stem Spec	Load Capacity	Unit Price
ST61 41R100E ZTB	100	32	127	34	1/2" UNF	1/4" x 20G	100 kg	
ST61 41R125E ZTB	125	32	151.5	32	1/2" UNF	1/4" x 20G	130 kg	



PART NUMBER	Wheel Diameter	Wheel Width	Overall Height	Off Set	Fitting Hole	Threaded Stem Spec	Load Capacity	Unit Price
B/ST61 41R100E ZTB	100	32	127	34	1/2" UNF	1/4" x 20G	100 kg	
B/ST61 41R125E ZTB	125	32	151.5	32	1/2" UNF	1/4" x 20G	130 kg	



PART NUMBER	Wheel Diameter	Wheel Width	Overall Height	Off Set	Fitting Type	Load Capacity	Unit Price
F89 41R100E ZP	100	32	127	34	Ø12.2	100 kg	
F89 41R125E ZP	125	32	151.5	32	Ø12.2	130 kg	





Swivel Castor Series S81
Swivel Brake Castor Series B/S81
for plastic waste container

Fitted with Wheel Series 70G
 Available in black Rubber

PART NUMBER	Wheel Diameter	Wheel Width	Overall Height	Off Set	Plate Size	Spacing Hole	Bolt Size	Load Capacity	Unit Price
S81 70G200B ZPE	200	50	243	52	127 x 127	75 x 75	11	205 kg	



PART NUMBER	Wheel Diameter	Wheel Width	Overall Height	Off Set	Plate Size	Spacing Hole	Bolt Size	Load Capacity	Unit Price
B/S81 70G200B ZPE	200	50	243	52	127 x 127	75 x 75	11	205 kg	



Swivel Castor Series S111

Fitted with Wheel Series PAB
 Available in black PA

PART NUMBER	Wheel Diameter	Wheel Width	Overall Height	Off Set	Plate Size	Spacing Hole	Bolt Size	Load Capacity	Unit Price
S111 PAB075B ZPS	75	45	103	24	81 x 107	60 x 86	9	400 kg	



Rigid Castor Series F79

Fitted with Wheel Series PAG
 Available in black PA

PART NUMBER	Wheel Diameter	Wheel Width	Overall Height	Off Set	Plate Size	Spacing Hole	Bolt Size	Load Capacity	Unit Price
F79 PAG023B ZPS	23	37	28	-	42 x 58	24 x 42	25	25 kg	



Wheel Series 60

Available in Flange Bearing & Plain Bearing. Wheel thread - made of polyurethane. Injection mold on to polypropelene copolymer center. Wear resistance, high load low noise with Flange Bearing. Resistant to petrol, diesel, oils, vegetable and animal fats.

Standard Colors : Red PU on Grey Center
Grey PU on Grey Center

PART NUMBER	Thread Guard or Wheel Cover availability	Wheel Diameter	Wheel Width	Hub Width	Inner Hole Diameter	Load Capacity	Unit Price
60F 080R	NIL	80	31	39	8	100 kg	
60F 100R	Available	100	31	39	8	120 kg	
60F 125R	Available	125	31	39	8	150 kg	



Wheel Series 60
with ball bearing

Available in Flange Bearing & Plain Bearing. Wheel thread - made of polyurethane. Injection mold on to polypropelene copolymer center. Wear resistance, high load low noise with Flange Bearing. Resistant to petrol, diesel, oils, vegetable and animal fats.

Standard Colors : Red and Grey PU

PART NUMBER	Thread Guard or Wheel Cover availability	Wheel Diameter	Wheel Width	Hub Width	Inner Hole Diameter	Load Capacity	Unit Price
60B 125Y	Available	125	31	39	8	150 kg	



Wheel Series 50

Available in Flange Bearing & Plain Bearing. Wheel thread - made of thermoplastic rubber (TPR). Injection mold on to polypropelene copolymer center. Petrol, diesel, fuel oil and grease resistance.

Standard Colors : Grey

PART NUMBER	Thread Guard or Wheel Cover availability	Wheel Diameter	Wheel Width	Hub Width	Inner Hole Diameter	Load Capacity	Unit Price
50F 080Y	NIL	80	31	39	8	90 kg	
50F 100Y	Available	100	31	39	8	100 kg	
50F 125Y	Available	125	31	39	8	120 kg	



Wheel Series 41

Available in roller bearing & plain bearing. Tyre - solid elastic rubber vulcanized on the wheel center, providing a very strong bond. Low rolling resistance. Wheel center - of high quality heavy duty nylon. Impact proof, corrosive resistant.

Standard Colors : Grey Elastic Rubber on Black Nylon center
Blue Elastic Rubber on Black Nylon center

PART NUMBER	Thread Guard or Wheel Cover availability	Wheel Diameter	Wheel Width	Hub Width	Inner Hole Diameter	Load Capacity	Unit Price
41R 100E	Steel Cover	100	32	36	12	100 kg	
41R 125E	Steel Cover	125	32	36	12	130 kg	



Wheel Series 80

Rubber tyre on steel disc center (zinc chromated) Roller Bearing.

 Tyre Option : Black rubber tyre
 Blue Grey rubber tyre

PART NUMBER	Thread Guard or Wheel Cover availability	Wheel Diameter	Wheel Width	Hub Width	Inner Hole Diameter	Load Capacity	Unit Price
80R 080B	Steel Cover	80	25	36	12	50 kg	
80R 100B	Steel Cover	100	30	36	12	70 kg	
80R 125B	Steel Cover	125	30	36	12	100 kg	
80R 125B-48	Steel Cover	125	37.5	48	15	125 kg	
80R 160B	Steel Cover	160	40	58	20	135 kg	
80R 160B-25	Steel Cover	160	40	58	1"	135 kg	
80R 200B	Steel Cover	200	50	58	20	205 kg	
80R 200B-25	Steel Cover	200	50	58	1"	205 kg	
80R 250B	NIL	250	60	60	20	300 kg	
80R 250B-25	NIL	250	60	60	1"	300 kg	


Wheel Series 81F

Available in Flange Bearing. Wheel thread - made of polyurethane. Injection mold on to steel disc center (zinc chromated). Wear resistance, high load low noise with Flange Bearing. Resistant to petrol, diesel, oils, vegetable and animal fats.

 Standard Colors : Blue PU
 Green PU

PART NUMBER	Thread Guard or Wheel Cover availability	Wheel Diameter	Wheel Width	Hub Width	Inner Hole Diameter	Load Capacity	Unit Price
81F 150H	NIL	150	40	54	20	300 kg	


Wheel Series 82F

Available in Flange Bearing. Wheel thread - made of rubber. Injection mold on to steel disc center (zinc chromated). Petrol, diesel, fuel, oil and grease resistance.

 Standard Colors : Grey Rubber
 Black Rubber

PART NUMBER	Thread Guard or Wheel Cover availability	Wheel Diameter	Wheel Width	Hub Width	Inner Hole Diameter	Load Capacity	Unit Price
82F 150B	NIL	150	40	54	20	200 kg	



Wheel Series 70

Available in Roller Bearing and Plain Bearing. Rubber tyre on impact resistant plastic center. Resistant to corrosion.

Standard Color : Black Rubber lining on Black plastic center
Grey Rubber lining on Grey plastic center

PART NUMBER	Thread Guard or Wheel Cover availability	Wheel Diameter	Wheel Width	Hub Width	Inner Hole Diameter	Load Capacity	Unit Price
70R 080B	Metal Cover	80	30	36	12	50 kg	
70R 100B	Metal Cover	100	30	36	12	70 kg	
70R 125B	Metal Cover	125	30	36	12	100 kg	
70R 125B-48	NIL	125	37.5	48	15	125 kg	
70R 160B	NIL	160	40	58	20	135 kg	
70R 160B-13	NIL	160	40	58	13	135 kg	
70R 160B-25	NIL	160	40	58	1"	135 kg	
70R 200B	NIL	200	50	58	20	205 kg	
70R 200B-13	NIL	200	50	58	13	205 kg	
70R 200B-25	NIL	200	50	58	1"	205 kg	



Wheel Series 70GS

Black Rubber tyre on high impact resistant plastic centering.

Usage : Use on waste bin

PART NUMBER	Thread Guard or Wheel Cover availability	Wheel Diameter	Wheel Width	Hub Width	Inner Hole Diameter	Load Capacity	Unit Price
70GS 200B	NIL	200	50	100	22	100 kg	



Wheel Series PA

Available in Roller Bearing and Plain Bearing. Wheel made of nylon (polyamide). Corrosion resistant, chemical ingredients resistant.

Standard Color : Black
White



PART NUMBER	Thread Guard or Wheel Cover availability	Wheel Diameter	Wheel Width	Hub Width	Inner Hole Diameter	Load Capacity	Unit Price
PAR 080W	Available	80	35	36	12	100 kg	
PAR 100W	Available	100	35	36	12	125 kg	
PAR 125W	Available	125	32	36	12	125 kg	
PAR 125W-48	Available	125	40	48	15	150kg	
PAR 160W	Available	160	42	58	20	250 kg	
PAR 200W	NIL	200	52	58	20	300 kg	

Wheel Series PP

Available in Roller Bearing and Plain Bearing. Wheel made of polypropelene copolymer. Corrosion resistant against petrol, oils, vegetable and animal fats.

Standard Color : Black
White



PART NUMBER	Thread Guard or Wheel Cover availability	Wheel Diameter	Wheel Width	Hub Width	Inner Hole Diameter	Load Capacity	Unit Price
PPR 080W	Available	80	35	36	12	100 kg	
PPR 100W	Available	100	35	36	12	125 kg	
PPR 125W	Available	125	32	36	12	125 kg	
PPR 125W-48	Available	125	40	48	15	150 kg	
PPR 160W	Available	160	42	58	20	250 kg	
PPR 200W	NIL	200	52	58	20	300 kg	

Wheel Series PAB

Available in Ball Bearing. Wheel made of nylon (polyamide), glass field.

Standard Color : Black
Natural



PART NUMBER	Thread Guard or Wheel Cover availability	Wheel Diameter	Wheel Width	Hub Width	Inner Hole Diameter	Load Capacity	Unit Price
PAB 075B	NIL	75	45	50	12	400 kg	



QUALITY CASTORS & WHEELS (M) SDN. BHD.

(462999-K)

NO. 5, 7, 9, 11, LORONG BINAJAYA 4
BGM INDUSTRIAL PARK, 14000 PERMATANG TINGGI
BUKIT MERTAJAM, PENANG, MALAYSIA.

TEL : +6 04-587 4707 FAX : +6 04-587 3724

+6 04-587 4708

+6 04-587 4828

EMAIL: sales@starrollen.com

www.starrollen.com

CATALOG 2008